

GOT QUESTIONS ?

WE'VE GOT ANSWERS

CONTACT US

SMITH EQUIPMENT AND SUPPLY CO.
3825 MAINE AVE. LAKELAND, FL 33801

Toll Free: 1-800-282-3848
Local: 863-665-4904
Fax: 863-666-5547
E-mail: info@smith-equipment.com
www.smith-equipment.com



SWEEPER ATTACHMENTS

**CHANGE YOUR BRUSH
IN LESS THAN 2 MINUTES**

WITH OUR PATENTED
QUICK CHANGE BRUSH



THE CHALLENGER 1
A FRONT MOUNTED HYDRAULIC SWEEPER

Our best front-mounted sweeper, the Challenger 1, is known for its Quick Change™ brush and heavy duty construction. The exclusive Challenger 1 is designed to survive the toughest, most demanding conditions, from runway sweeping to road construction. This sweeper will get the job done. With one of the highest clearances available, the 32" to 36" of brush lift will help get to those hard to reach places with ease.

Specifications:

Horsepower : 40HP +
Sweeping Angle: 40° Right
0-40° Left
Weight: 1,400 lbs.

Oil Capacity: 24 Gallons
Brush Lift: Approx. 36 inches
Brush: 35"x7' with Poly and
Wire Filaments Available

Features:

- Quick Change™ Brush
- Grease Fittings and
- Replaceable Bearings
- Self Cooling Oil Reservoir
- Extra Heavy Duty
- Construction
- Larger Diameter Brush
- PTO Driven Pump
- Hydraulically Controlled

Visit smith-equipment.com/challenger
for more details!



SMITH
EQUIPMENT AND SUPPLY COMPANY

MANUFACTURING SWEEPER BRUSHES SINCE 1965
THE ORIGINAL SMITH EQUIPMENT



WWW.SMITH-EQUIPMENT.COM

SPARE PARTS & SUPPLIES

At Smith Equipment, we pride ourselves on offering more than just great products.

Our Service Department offers all of our customers from around the world to find the parts and supplies they need quickly and efficiently.

SPARE PARTS

The Challenger 1 Front-Mounted Sweeper is one of our flagship sweepers that revolutionized the industry with its Quick Change Broom system.

The resulting demand has lead us to offer offer the highest quality parts and service to our global customer base.

When and if your sweeper breaks down, our priority is to get you back up and running... FAST!



CONSTRUCTION SUPPLIES

Coco Roller Mats - Installed with Vinyl Backing
8" x 32'9"
1 3/16" thick

We also offer:
Twine
Road & Pavement Tools
Baffle Strips
Dirt Shoe Runners
and much more!



SWEEPER BRUSHES

MAIN BROOM (Center Broom) STYLES:

- Tube with Driver Plate
- Tube with Lugs
- Open Tube

FILAMENT COLOR:

- Red (Standard Color)
- Blue
- Yellow
- Green
- Military Green
- Natural

FILAMENT MATERIAL:

- Polypropylene
- Steel Wire
- Poly & Steel Mix



GUTTER BROOM STYLES:

- | | |
|----------------------|----------------------------|
| <i>Block Styles:</i> | <i>Filament Materials:</i> |
| Plastic Clip On | Oil Treated Wire |
| Wooden Round-top | Oil Tempered Wire |
| Plastic Segments | Polypropylene |
| | Poly & Steel Mix |



WAFER STYLES:

- Channel 18 gauge cold roll anchor wire 0.190 black annealed 16 gauge (1 or 2 hole) & rivet.
- Flat
 - Convolutd
 - Angled

Filament Material:
Polypropylene
Steel Wire
Poly & Steel Mix

Filament Color:
Red (Standard)
Blue
Yellow
Green
Military Green
Natural



STRIP & PIT TRANSFER BRUSHES



STANDARD STRIP BRUSH

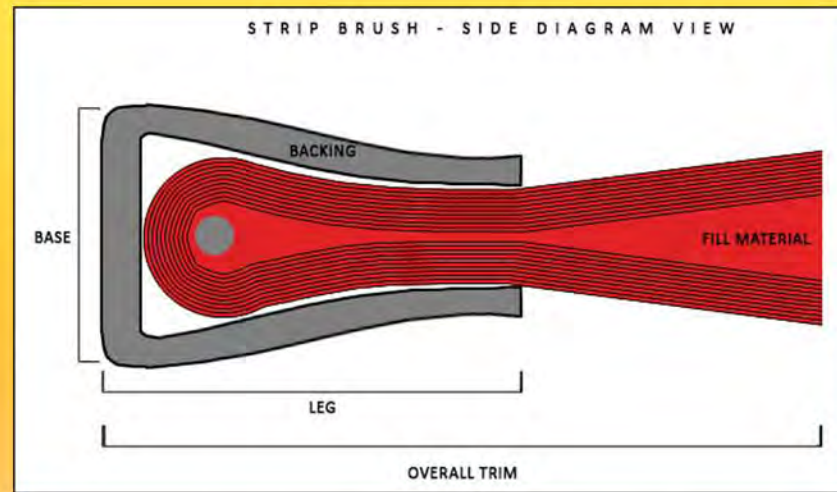
Strip Brushes are a length of steel channel crimped around anchor wire which holds the folded bristle in place. Strip brushes have a wide variety of commercial and industrial applications but are primarily used in the refuse transfer and processing industry

How Strip Brushes are Made


(FOR DEFLECTOR AND PIT TRANSFER BRUSHES)

Steel channel is folded around a steel anchor wire which runs through a length of folded bristles.


Strip brushes can be mounted onto vehicles as a deflector brush or multiple strips can be welded onto a steel plate for pit brushes.



Pit Brushes add a semi-permeable barrier around the aperture for the pit transfer station. Earlier barrier designs were air-tight and caused pressure blowouts during the transfer of grains, produce, or other minerals. This particular barrier brush design allows for air to pass through the bristles while offering minimal spillage of the products being transferred.



TRANSFER STATION PIT BRUSH EXAMPLE



PIT BRUSHES READY FOR SHIPPING

CUSTOM BRUSHES

Offering Standard, Tapered, or Tumblecut Style Brushes

"If we don't have it, we'll make it!" ~ Karey Smith, Vice President

Nothing could be truer when it comes to our custom and specialty brushes. We'll make any brush to nearly any specification. Commercial and industrial businesses rely on us to provide the highest quality brushes for the food service, roofing, automotive, and produce gathering industries.

At Smith Equipment, we have our own machine and fabrication shops that allow us to engineer our products to your exacting specifications.



Produce Cleaning Brush
Made with PEX



Trommel Screen Brush
Made with Polyester




Roof Tile Applicator Brush
Made with Polyester



Cleaning and Buffing Brush
Made with Tampico



Sod Lifting Brush
Made with Polypropylene



Produce Cleaning Brush
Made with PEX